

System Type: *atis* **IndirectInfluencedSystem**

(*System type* is part of the metatheory and describes configurations and properties that characterize a specific system.)

Indirect-influenced system, ${}_{ID}\mathfrak{S}$, =_{df} a system with affect relation sets characterized by indirectly connected components.

$${}_{ID}\mathfrak{S} =_{df} \mathfrak{S} \mid \exists \mathcal{A}_i({}_{ID}\mathcal{E})$$

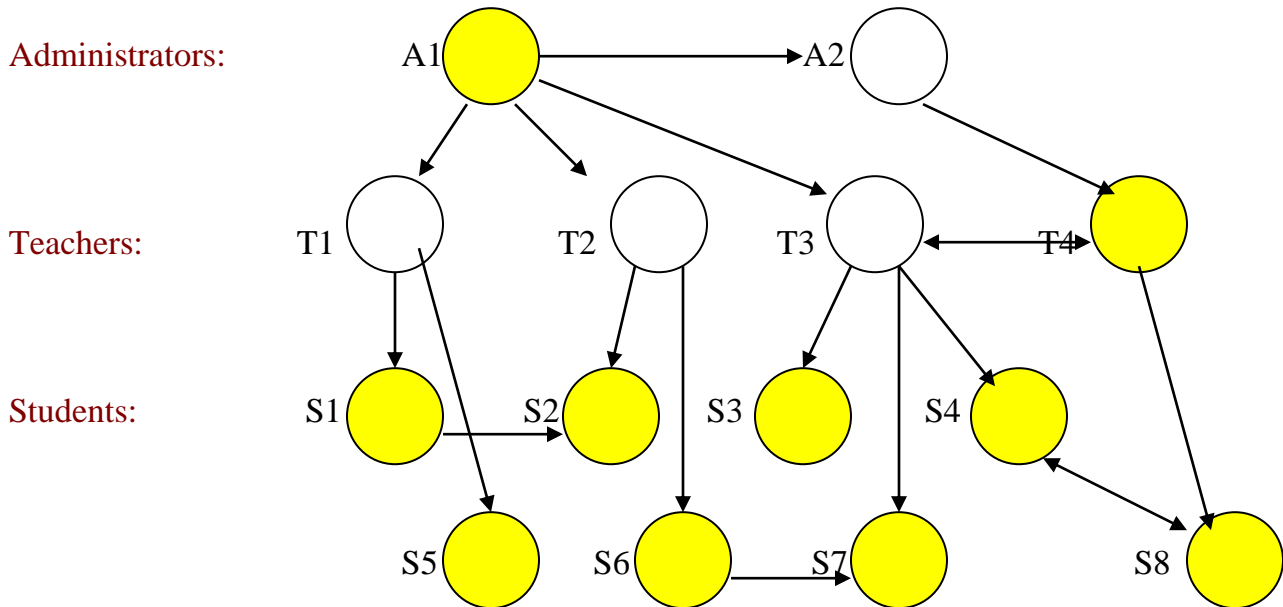
Indirect-influenced system is defined as a system; such that, there exist affect relation sets that are characterized by indirectly connected components.

M: **Indirect-influenced system measure**, $\mathcal{M}({}_{ID}\mathfrak{S})$, =_{df} a measure of the average of the indirectly connected component sets of the affect relation set.

$$\mathcal{M}({}_{ID}\mathfrak{S}) =_{df} [(\sum_{i=1, \dots, n} [|({}_{ID}\mathcal{E}_{j: \mathcal{A}(i)})_{j=1, \dots, m}| \div m] \div \log_2 |\mathcal{A}_1|) \div n] \times 100$$

The diagrams on the next pages show indirect influence in a school system:

Indirect-Influence in a School System



Affect Relation: Controls Activities of

In this system, there are 6 distinct *Indirect-Influenced Subsystems* that *Control Activities* of other components with respect to *Indirect-Influence*. Since there are 14 components, then the total possible affect relation paths is 236,975,181,590. Therefore, $\log_2|\mathcal{A}_i| \approx 37.78594$. There are 24 paths related to *Indirect-Influence*.

Note: Since there are numerous *Indirect-Influenced Subsystems* within this school system, additional figures on the next page will indicate the additional subsystems.

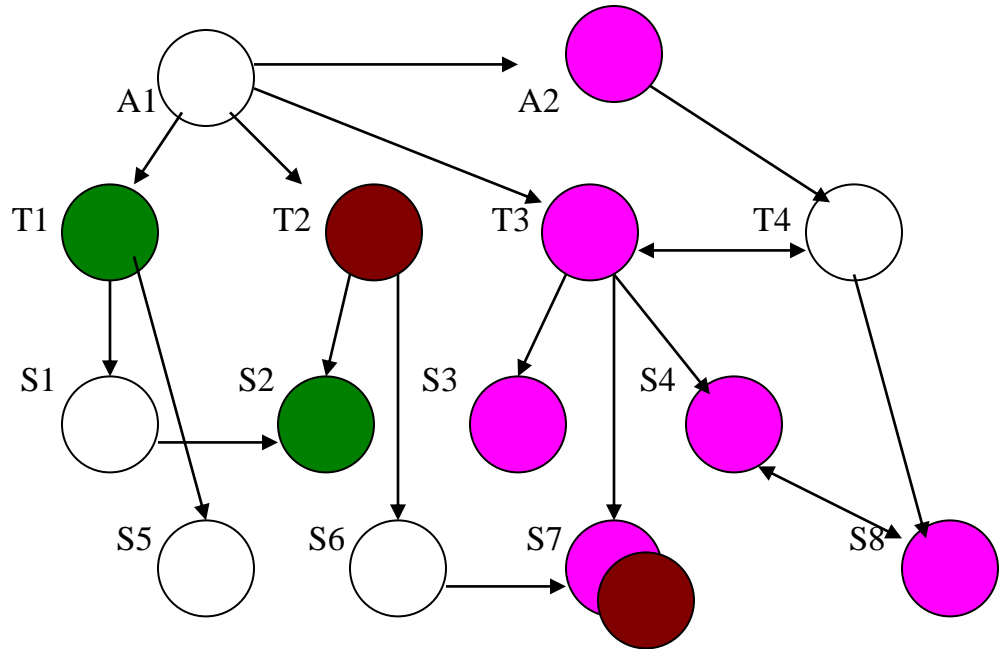
Therefore: $\mathcal{M}_{(ID)} \approx 11$.

Indirect-Influence in a School System

Administrators:

Teachers:

Students:



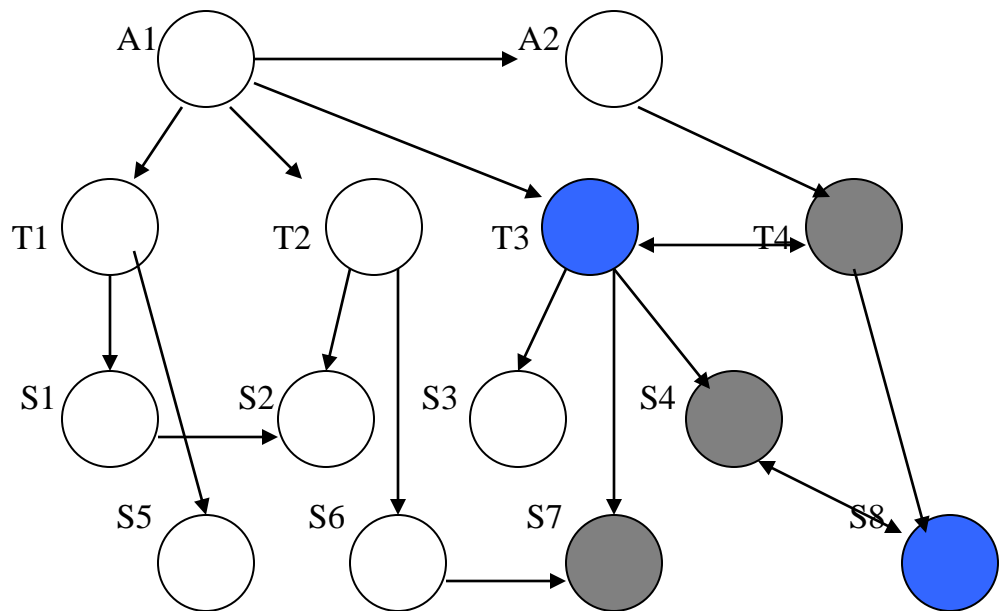
Affect Relation: Controls Activities of

Indirect-Influence in a School System

Administrators:

Teachers:

Students:



Affect Relation: Controls Activities of